






















CUTTING SIZES FOR BLOCK B

Determine the finished size of block you want to make for your project, and then read across to see what size to cut the pieces. Divide the number of blocks you need by two to determine how many sets of squares and rectangles you'll need to cut. One set of two squares, two small rectangles, and one large rectangle makes two blocks.

| FINISHED BLOCK SIZE | SQUARE (Cut 2)* | SMALL RECTANGLE (Cut 2) | LARGE RECTANGLE (Cut 1) | MARKING TEMPLATE (Template is optional) |
|------------------------|--------------------|---------------------------------------|-----------------------------------------|----------------------------------------------------------------------------------------------------------|
| 2" | 1 $\frac{7}{8}$ " | 1 $\frac{1}{2}$ " x 2 $\frac{1}{2}$ " | 2 $\frac{1}{2}$ " x 3 $\frac{1}{2}$ " | 2 $\frac{1}{2}$ "  |
| 2 $\frac{1}{2}$ " | 2 $\frac{1}{8}$ " | 1 $\frac{3}{4}$ " x 2 $\frac{3}{4}$ " | 3" x 4" | 3"  |
| 3" | 2 $\frac{3}{8}$ " | 2" x 3" | 3 $\frac{1}{2}$ " x 4 $\frac{1}{2}$ " | 3 $\frac{1}{2}$ "  |
| 3 $\frac{1}{2}$ " | 2 $\frac{5}{8}$ " | 2 $\frac{1}{4}$ " x 3 $\frac{1}{4}$ " | 4" x 5" | 4"  |
| 4" | 2 $\frac{7}{8}$ " | 2 $\frac{1}{2}$ " x 3 $\frac{1}{2}$ " | 4 $\frac{1}{2}$ " x 5 $\frac{1}{2}$ " | 4 $\frac{1}{2}$ "  |
| 4 $\frac{1}{2}$ " | 3 $\frac{1}{8}$ " | 2 $\frac{3}{4}$ " x 3 $\frac{3}{4}$ " | 5" x 6" | 5"  |
| 5" | 3 $\frac{3}{8}$ " | 3" x 4" | 5 $\frac{1}{2}$ " x 6 $\frac{1}{2}$ " | 5 $\frac{1}{2}$ "  |
| 5 $\frac{1}{2}$ " | 3 $\frac{5}{8}$ " | 3 $\frac{1}{4}$ " x 4 $\frac{1}{4}$ " | 6" x 7" | 6"  |
| 6" | 3 $\frac{7}{8}$ " | 3 $\frac{1}{2}$ " x 4 $\frac{1}{2}$ " | 6 $\frac{1}{2}$ " x 7 $\frac{1}{2}$ " | 6 $\frac{1}{2}$ "  |
| 6 $\frac{1}{2}$ " | 4 $\frac{1}{8}$ " | 3 $\frac{3}{4}$ " x 4 $\frac{3}{4}$ " | 7" x 8" | 7"  |
| 7" | 4 $\frac{3}{8}$ " | 4" x 5" | 7 $\frac{1}{2}$ " x 8 $\frac{1}{2}$ " | 7 $\frac{1}{2}$ "  |
| 7 $\frac{1}{2}$ " | 4 $\frac{5}{8}$ " | 4 $\frac{1}{4}$ " x 5 $\frac{1}{4}$ " | 8" x 9" | 8"  |
| 8" | 4 $\frac{7}{8}$ " | 4 $\frac{1}{2}$ " x 5 $\frac{1}{2}$ " | 8 $\frac{1}{2}$ " x 9 $\frac{1}{2}$ " | 8 $\frac{1}{2}$ "  |
| 8 $\frac{1}{2}$ " | 5 $\frac{1}{8}$ " | 4 $\frac{3}{4}$ " x 5 $\frac{3}{4}$ " | 9" x 10" | 9"  |
| 9" | 5 $\frac{3}{8}$ " | 5" x 6" | 9 $\frac{1}{2}$ " x 10 $\frac{1}{2}$ " | 9 $\frac{1}{2}$ "  |
| 9 $\frac{1}{2}$ " | 5 $\frac{5}{8}$ " | 5 $\frac{1}{4}$ " x 6 $\frac{1}{4}$ " | 10" x 11" | 10"  |
| 10" | 5 $\frac{7}{8}$ " | 5 $\frac{1}{2}$ " x 6 $\frac{1}{2}$ " | 10 $\frac{1}{2}$ " x 11 $\frac{1}{2}$ " | 10 $\frac{1}{2}$ "  |
| 10 $\frac{1}{2}$ " | 6 $\frac{1}{8}$ " | 5 $\frac{3}{4}$ " x 6 $\frac{3}{4}$ " | 11" x 12" | 11"  |
| 11" | 6 $\frac{3}{8}$ " | 6" x 7" | 11 $\frac{1}{2}$ " x 12 $\frac{1}{2}$ " | 11 $\frac{1}{2}$ "  |
| 11 $\frac{1}{2}$ " | 6 $\frac{5}{8}$ " | 6 $\frac{1}{4}$ " x 7 $\frac{1}{4}$ " | 12" x 13" | 12"  |
| 12" | 6 $\frac{7}{8}$ " | 6 $\frac{1}{2}$ " x 7 $\frac{1}{2}$ " | 12 $\frac{1}{2}$ " x 13 $\frac{1}{2}$ " | 12 $\frac{1}{2}$ "  |

* *Cut one square of background fabric and one of a contrasting fabric.*